

Scaled data based on original data using  
LM-79-08 Approved Method: Electrical and Photometric Measurements of Solid-  
State Lighting Products

Test Report Prepared for  
Cooper Lighting Solutions  
(formerly Eaton)

Brand: McGRAW-EDISON

Report Number: P386567

Luminaire Tested: **GWC-SA2B-727-U-T3**

Issue Date: 3/3/2020

**Test Information**

Test Method: LM-79-08  
Report Number: P386567  
TEST IS SCALED FROM IESNA LM-79-08 TEST DATA (G2-1903-205-14)  
Test Lab: INNOVATION CENTER  
Issue Date: 3/3/2020  
Manufacturer: COOPER LIGHTING SOLUTIONS (FORMERLY EATON)  
Product Line: MCGRAW-EDISON  
Catalog Number: GWC-SA2B-727-U-T3  
Description: GALLEON WALL LUMINAIRE  
(2) 70 CRI, 2700K, 800mA LIGHTSQUARES WITH 16 LEDS EACH AND TYPE III OPTICS  
Light Source: -  
Ballast/Driver: ELECTRONIC DRIVER

**Summary**

Lumens per Lamp: N/A  
Luminaire Lumens: 9977 lumens  
Efficiency: N/A  
Efficacy: 116.0 lumens/watt  
Luminous Opening: Rectangular (W 1' x L: 0.5' x H: 0')  
IES Classification: Type III - Short  
BUG Rating: B2 - U0 - G2

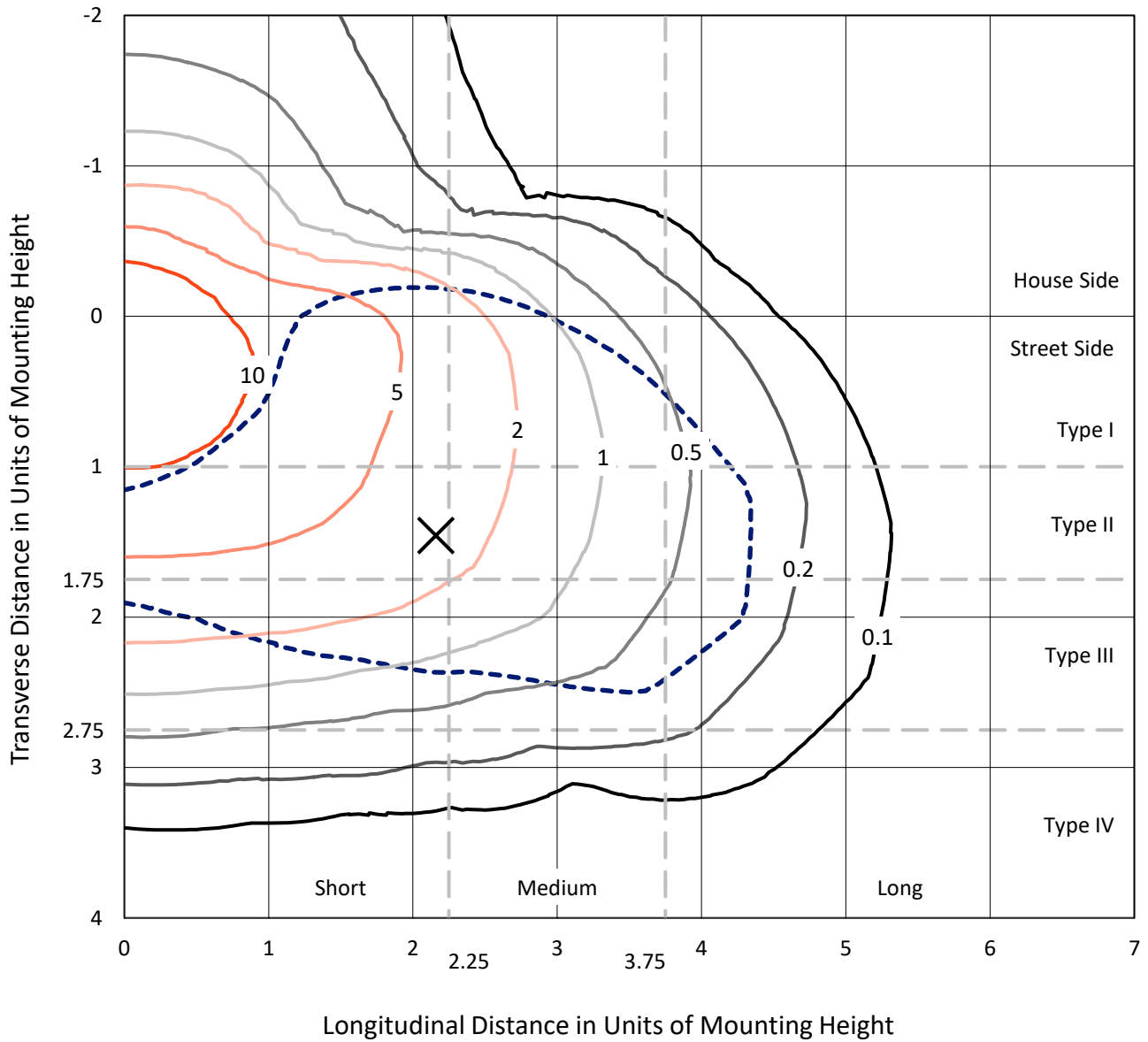
Input Watts (W): 86  
Input Voltage (V): NR  
Input Current (Ain): NR  
Voltage Rise (V): NR  
Power Factor: NR  
Total Harmonic Distortion (THDi): NR  
Frequency (hertz): 60  
Stabilization Time: NR  
Operation Time: NR  
Ambient Temperature (°C): NR  
Test Distance: 24 FT



REPORT NUMBER: P386567  
 CATALOG NUMBER: GWC-SA2B-727-U-T3

### Iso-Footcandle Lines of Horizontal Illumination

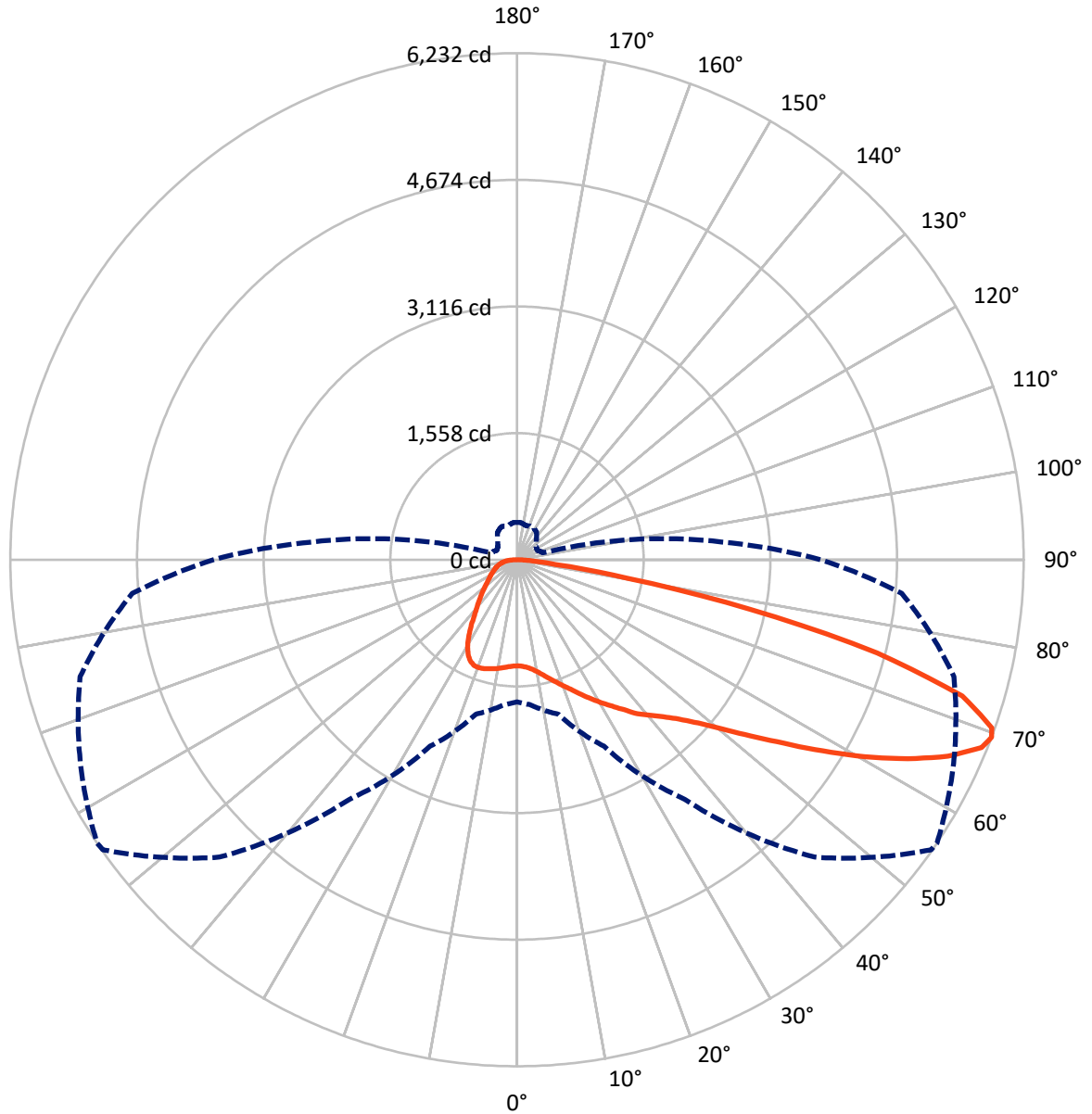
× Max cd  
 - - - 1/2 Max cd



Based on 10 foot mounting height. Maximum calculated value = 14.2 fc  
 Type III - Short - N/A

REPORT NUMBER: P386567  
CATALOG NUMBER: GWC-SA2B-727-U-T3

### Luminous Intensity Polar Plot



— Vertical Plane Through 56-Deg Lateral    - - - Horizontal Cone Through 69-Deg Vertical

REPORT NUMBER: P386567

CATALOG NUMBER: GWC-SA2B-727-U-T3

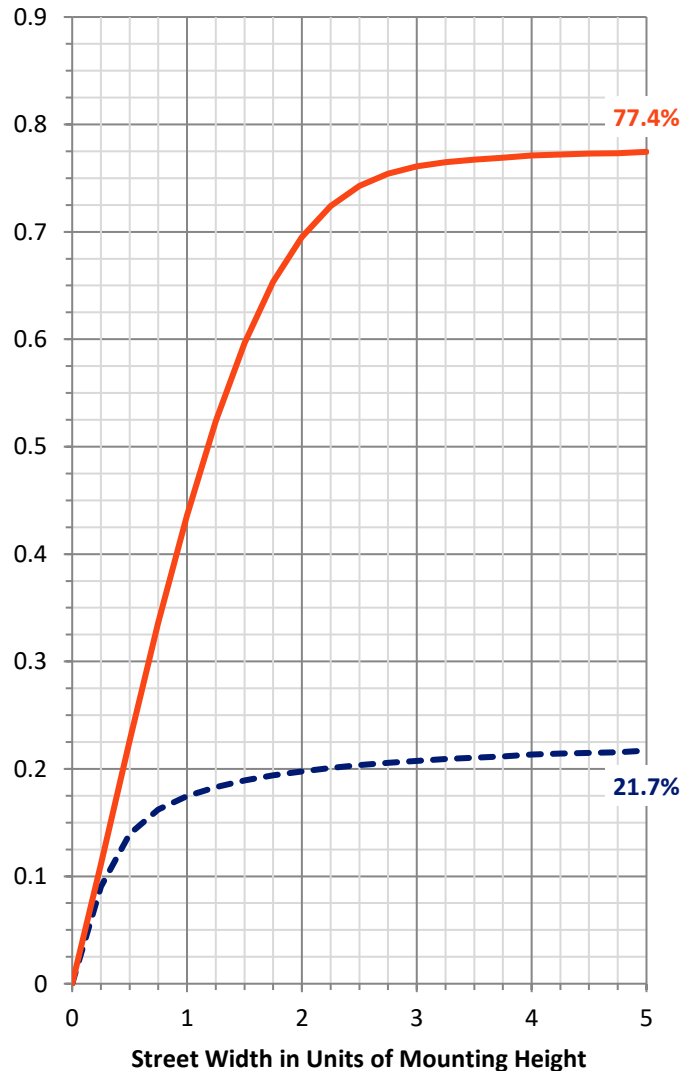
**FLUX DISTRIBUTION:**

		Downward	Upward	Total
<b>House Side</b>	Lumens	2221.9	0.0	2221.9
	% Fixture	22.3	0.0	22.3
<b>Street Side</b>	Lumens	7755.1	0.0	7755.1
	% Fixture	77.7	0.0	77.7
<b>Total</b>	Lumens	9977.0	0.0	9977.0
	% Fixture	100.0	0.0	100.0

**ZONAL LUMENS:**

Zone	Lumens	% Fixture
0°-10°	128.1	1.3
10°-20°	411.9	4.1
20°-30°	719.1	7.2
30°-40°	1033.0	10.4
40°-50°	1429.6	14.3
50°-60°	2094.5	21.0
60°-70°	2553.6	25.6
70°-80°	1411.8	14.2
80°-90°	195.5	2.0
90°-100°	0.0	0.0
100°-110°	0.0	0.0
110°-120°	0.0	0.0
120°-130°	0.0	0.0
130°-140°	0.0	0.0
140°-150°	0.0	0.0
150°-160°	0.0	0.0
160°-170°	0.0	0.0
170°-180°	0.0	0.0
0°-90°	9977.0	100.0
0°-180°	9977.0	100.0

**Coefficient of Utilization**



REPORT NUMBER: P386567

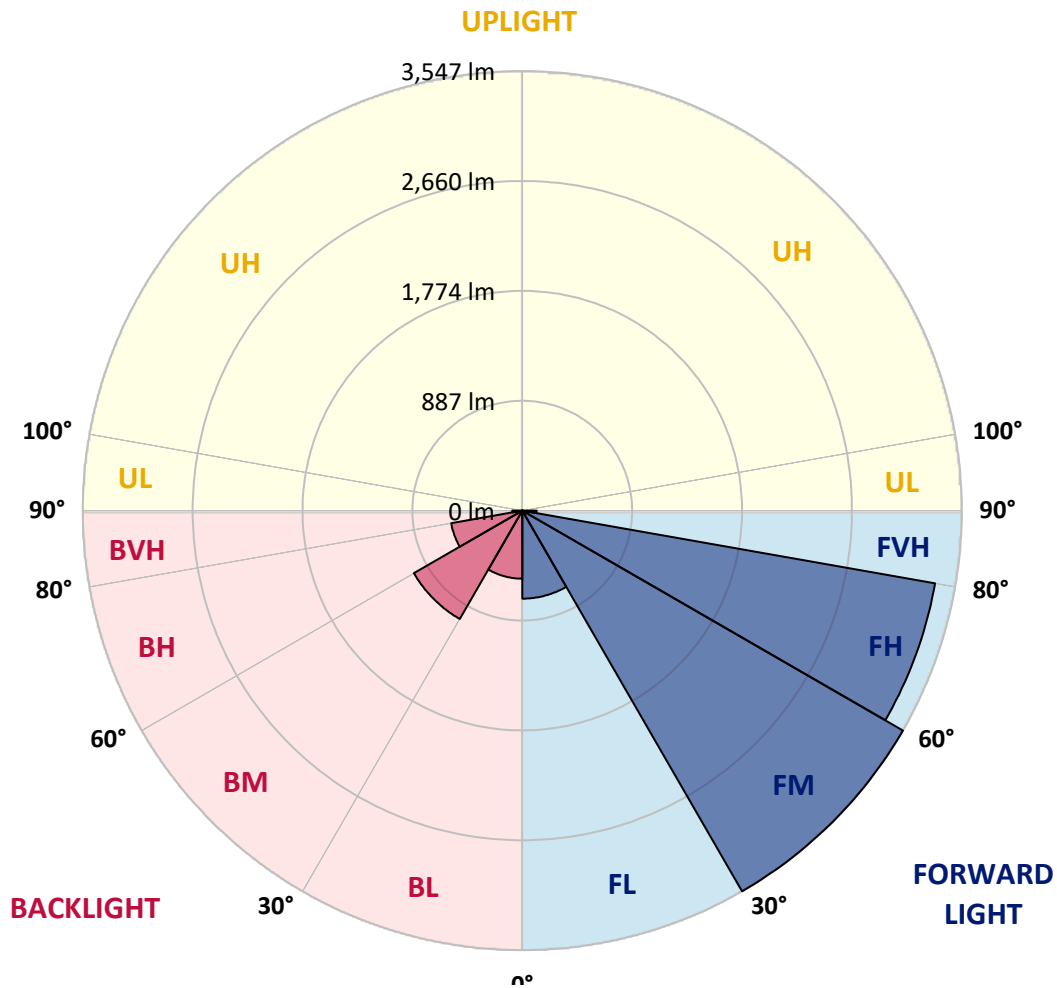
CATALOG NUMBER: GWC-SA2B-727-U-T3

**LUMINAIRE CLASSIFICATION SYSTEM LUMEN TABLE AND BUG RATING:**

Zone	Lumens	% Fixture	Zone Rating/Lumen Limit		
			B	U	G
FL (0°-30°)	710.1	7.1			
FM (30°-60°)	3547.2	35.6			
FH (60°-80°)	3382.7	33.9			G2/5000
FVH (80°-90°)	115.2	1.2			G2/225
BL (0°-30°)	549.1	5.5	B2/1000		
BM (30°-60°)	1009.8	10.1	B2/2500		
BH (60°-80°)	582.6	5.8	B2/1000		G2/1000
BVH (80°-90°)	80.4	0.8			G1/100
UL (90°-100°)	0.0	0.0		U0/0	
UH (100°-180°)	0.0	0.0		U0/0	

**BUG Rating: B2-U0-G2**

Type III Short





REPORT NUMBER: P386567

CATALOG NUMBER: GWC-SA2B-727-U-T3

**CANDELA DISTRIBUTION (FULL):**

	0°	5°	15°	25°	35°	45°	55°	56°	65°	75°	85°
0°	1304.3	1304.3	1304.3	1304.3	1304.3	1304.3	1304.3	1304.3	1304.3	1304.3	1304.3
2.5°	1312.6	1314.0	1312.9	1315.7	1312.6	1314.7	1312.9	1312.9	1311.9	1308.8	1305.4
5°	1333.2	1336.0	1334.2	1337.0	1333.2	1333.9	1330.8	1330.8	1327.7	1321.2	1314.3
7.5°	1365.5	1368.6	1367.2	1370.0	1364.8	1364.8	1360.7	1360.4	1354.2	1343.5	1335.6
10°	1404.0	1408.1	1406.8	1410.9	1406.8	1408.1	1404.0	1404.0	1395.8	1380.6	1370.7
12.5°	1460.0	1465.2	1461.4	1461.1	1459.4	1462.1	1458.7	1458.0	1450.4	1429.8	1416.0
15°	1535.0	1540.5	1532.6	1531.9	1522.2	1521.2	1521.2	1520.2	1515.4	1490.6	1467.9
17.5°	1621.2	1623.0	1616.1	1605.1	1592.7	1584.8	1583.8	1586.5	1586.5	1557.6	1521.6
20°	1705.8	1708.9	1703.4	1691.0	1675.2	1663.5	1655.3	1660.8	1660.4	1626.0	1574.8
22.5°	1797.9	1805.1	1796.9	1781.1	1762.5	1749.4	1735.0	1739.8	1740.2	1697.9	1627.1
25°	1917.2	1910.6	1905.5	1883.1	1856.7	1843.3	1829.9	1834.7	1833.3	1775.2	1681.0
27.5°	2022.7	2024.1	2017.2	1993.5	1962.9	1933.3	1932.6	1935.7	1930.6	1855.6	1731.9
30°	2145.4	2146.1	2136.4	2115.1	2081.8	2043.6	2034.7	2039.9	2028.9	1931.9	1785.5
32.5°	2267.4	2270.8	2260.2	2234.4	2207.6	2161.2	2143.3	2146.8	2119.3	2010.0	1840.9
35°	2374.3	2379.1	2375.7	2358.5	2329.3	2289.4	2268.1	2266.0	2232.0	2105.5	1914.1
37.5°	2483.2	2487.7	2483.9	2469.5	2457.8	2415.5	2404.2	2404.2	2345.1	2203.1	2007.2
40°	2595.3	2602.2	2597.7	2577.8	2567.8	2548.5	2521.4	2514.9	2450.9	2320.3	2159.1
42.5°	2699.4	2708.4	2726.2	2714.5	2694.3	2697.0	2642.4	2638.9	2592.2	2493.5	2349.9
45°	2847.2	2860.3	2890.5	2881.6	2877.5	2862.3	2797.4	2794.3	2776.4	2726.6	2586.7
47.5°	3008.4	3026.3	3080.9	3082.6	3127.0	3098.5	3010.1	2999.5	3003.6	3005.7	2875.7
50°	3156.9	3176.5	3266.2	3308.5	3412.9	3419.1	3277.9	3268.2	3284.4	3331.8	3212.6
52.5°	3275.5	3300.2	3412.3	3542.9	3721.9	3772.8	3607.5	3600.3	3612.3	3694.1	3593.4
55°	3362.4	3389.2	3511.2	3749.1	4035.0	4124.7	3986.9	3980.0	3987.6	4091.8	4007.5
57.5°	3382.7	3389.2	3566.2	3887.9	4299.3	4514.8	4451.3	4437.5	4400.4	4491.1	4464.7
60°	3287.5	3313.6	3520.9	3936.7	4503.8	4899.4	4936.6	4919.4	4815.2	4889.5	4868.2
62.5°	3094.3	3141.1	3351.4	3862.5	4583.9	5213.6	5412.6	5392.0	5212.6	5260.7	5158.3
65°	2778.8	2798.8	3019.8	3606.4	4482.2	5414.7	5837.1	5826.8	5600.9	5525.7	5211.9
67.5°	2214.5	2251.9	2439.6	3071.3	4066.0	5390.9	6165.3	6164.3	5854.6	5624.0	5021.8
69°	1749.4	1788.3	1967.0	2530.0	3597.9	5174.1	6220.3	6232.3	5926.1	5564.2	4750.3
70°	1394.7	1439.8	1562.5	2130.9	3182.3	4888.1	6174.6	6196.2	5912.3	5465.5	4499.7
72.5°	593.6	630.0	717.3	1098.5	1939.5	3650.1	5645.6	5727.4	5593.7	5002.2	3718.8
75°	259.2	270.5	310.0	447.8	861.0	1986.6	4422.7	4574.0	4782.9	4228.2	2770.2
77.5°	189.7	194.5	216.2	262.9	386.3	750.3	2844.1	2932.1	3449.4	3076.8	1699.3
80°	146.8	150.2	167.0	193.2	252.3	303.5	1297.1	1372.7	1939.5	1580.3	707.7
82.5°	116.9	119.3	130.9	142.3	174.3	183.9	430.7	477.7	715.9	436.5	187.3
85°	108.6	111.4	115.5	103.8	111.7	107.9	186.3	194.9	216.2	171.5	78.4
87.5°	49.1	58.1	114.5	80.8	59.5	47.4	76.3	79.7	89.7	90.0	34.7
90°	0.0	0.0	0.0	0.0	0.0	0.0	0.0	0.0	0.0	0.0	0.0



REPORT NUMBER: P386567

CATALOG NUMBER: GWC-SA2B-727-U-T3

**CANDELA DISTRIBUTION (continued):**

	90°	95°	105°	115°	125°	135°	145°	155°	165°	175°	180°
0°	1304.3	1304.3	1304.3	1304.3	1304.3	1304.3	1304.3	1304.3	1304.3	1304.3	1304.3
2.5°	1307.4	1306.4	1308.1	1304.0	1309.2	1308.8	1307.1	1307.8	1311.2	1310.9	1311.2
5°	1315.3	1314.7	1316.7	1313.6	1319.8	1321.9	1322.2	1325.3	1329.1	1330.1	1330.1
7.5°	1335.3	1335.3	1336.3	1332.2	1336.3	1336.0	1334.2	1337.3	1341.1	1341.5	1341.1
10°	1369.6	1370.0	1368.3	1357.6	1354.2	1344.9	1336.3	1336.7	1341.5	1345.2	1346.3
12.5°	1413.0	1411.6	1404.0	1384.4	1370.0	1351.1	1342.1	1341.8	1346.6	1349.7	1350.7
15°	1462.4	1458.7	1439.1	1407.1	1381.7	1363.1	1348.7	1345.2	1342.5	1339.1	1339.4
17.5°	1509.2	1500.6	1467.9	1423.6	1396.8	1372.1	1344.2	1321.9	1306.4	1297.5	1294.7
20°	1556.6	1539.8	1492.7	1439.1	1405.0	1360.0	1306.4	1261.0	1232.9	1219.8	1217.4
22.5°	1599.9	1572.8	1515.7	1455.2	1398.5	1319.5	1235.3	1169.3	1130.1	1112.6	1113.9
25°	1642.2	1604.4	1539.8	1466.6	1365.5	1248.0	1136.3	1055.2	1009.8	990.2	989.5
27.5°	1679.3	1636.4	1565.9	1457.3	1304.0	1146.2	1019.1	940.0	902.2	885.4	882.6
30°	1721.9	1676.6	1600.6	1421.9	1213.9	1028.7	904.6	848.9	822.1	805.3	802.2
32.5°	1773.8	1731.2	1629.1	1357.6	1098.8	906.0	815.3	776.4	752.0	733.1	729.7
35°	1849.5	1803.4	1636.4	1265.5	972.3	809.1	749.6	709.7	676.7	652.3	649.9
37.5°	1944.3	1893.8	1619.9	1146.2	849.6	746.2	695.0	645.8	602.9	568.5	563.0
40°	2081.1	2004.8	1574.1	1008.8	759.2	697.7	641.7	585.7	532.4	492.2	484.3
42.5°	2245.4	2135.1	1504.0	872.0	692.9	648.6	588.8	519.3	468.5	439.9	435.8
45°	2454.4	2270.5	1406.8	752.4	627.6	599.4	531.7	467.8	436.2	415.2	411.8
47.5°	2692.9	2422.4	1304.7	655.1	572.3	553.4	486.0	444.7	419.7	403.2	400.1
50°	2986.1	2593.9	1196.4	575.4	516.6	498.0	464.3	432.0	412.1	399.4	396.3
52.5°	3316.7	2787.4	1118.4	512.5	470.5	457.1	453.0	425.2	409.0	399.4	396.3
55°	3672.8	2984.3	1034.2	459.5	430.7	434.4	445.4	425.8	414.8	403.2	398.7
57.5°	4029.2	3187.8	940.4	414.8	399.0	417.6	440.3	427.2	417.9	406.6	402.5
60°	4311.0	3316.7	795.0	377.4	373.9	399.0	427.9	416.9	404.9	405.2	404.5
62.5°	4442.7	3309.8	634.5	344.0	348.9	373.9	408.0	400.8	390.8	404.2	405.2
65°	4368.8	3144.9	493.9	313.8	322.0	347.8	387.4	392.8	396.3	422.1	425.5
67.5°	4058.8	2823.8	382.5	287.3	297.6	330.0	389.4	427.9	432.4	459.5	459.2
69°	3738.1	2522.8	332.4	273.6	285.6	334.4	416.2	450.2	433.4	462.3	458.2
70°	3469.3	2284.6	305.5	264.3	280.1	342.3	434.1	449.9	428.3	453.0	446.1
72.5°	2671.9	1643.6	259.2	247.1	261.6	327.5	439.2	439.9	416.2	421.0	409.3
75°	1832.6	1038.7	226.2	223.7	233.4	295.2	422.8	420.3	384.9	378.1	368.4
77.5°	1010.5	527.6	192.1	201.4	207.9	261.6	384.3	380.8	351.6	337.2	333.7
80°	389.8	231.0	162.2	179.1	183.2	226.5	336.8	333.7	309.3	290.8	285.6
82.5°	147.1	121.0	134.0	155.0	153.6	187.0	285.3	283.6	259.8	232.7	224.4
85°	68.1	72.5	106.2	127.9	117.9	138.5	228.2	231.3	202.4	170.1	170.1
87.5°	28.9	40.6	75.3	96.6	79.4	93.5	167.4	159.8	146.8	101.7	95.5
90°	0.0	0.0	0.0	0.0	0.0	0.0	0.0	0.0	0.0	0.0	0.0



Signify Classified - Internal  
Cooper Lighting Solutions Photometric Lab  
1121 Highway 74 South  
Peachtree City, GA 30269

Scaled Data Report



Report Generated By 670245982

Signify Classified - Internal  
Cooper Lighting Solutions Photometric Lab  
1121 Highway 74 South  
Peachtree City, GA 30269

Scaled Data Report



Signify Classified - Internal  
Cooper Lighting Solutions Photometric Lab  
1121 Highway 74 South  
Peachtree City, GA 30269

Scaled Data Report



Signify Classified - Internal  
Cooper Lighting Solutions Photometric Lab  
1121 Highway 74 South  
Peachtree City, GA 30269

Scaled Data Report



Signify Classified - Internal  
Cooper Lighting Solutions Photometric Lab  
1121 Highway 74 South  
Peachtree City, GA 30269

Scaled Data Report



--- HS — SS

Signify Classified - Internal  
Cooper Lighting Solutions Photometric Lab  
1121 Highway 74 South  
Peachtree City, GA 30269

Scaled Data Report



u

Signify Classified - Internal  
Cooper Lighting Solutions Photometric Lab  
1121 Highway 74 South  
Peachtree City, GA 30269

Scaled Data Report



Signify Classified - Internal  
Cooper Lighting Solutions Photometric Lab  
1121 Highway 74 South  
Peachtree City, GA 30269

Scaled Data Report



(END OF REPORT)